

GFAP

Cat#:R1308-9

Quantity: 100ul

Product Type: Rabbit polyclonal IgG, primary antibodies

Species reactivity: Human, mouse, rat

Positive control: Human brain, A172

Subcellular location: Cytoplasm

Database links: SwissProt P14136 (human)

Applications: WB, ICC, IHC

Lot#: See on the tube

Form: Liquid

Molecular Wt.: ~50kDa

Description: GFAP, a class-III intermediate filament, is a cell-specific marker that, during the development of the central nervous system, distinguishes astrocytes from other glial cells. In particular, vimentin filaments are present at early developmental stages, while GFAP filaments are characteristic of differentiated and mature brain astrocytes. In addition, GFAP intermediate filaments are also present in nonmyelin-forming Schwann cells in the peripheral nervous system.

Specificity/Source: This antibody is produced by immunizing rabbits with a synthetic peptide (KLH-coupled) corresponding to N-terminal GFAP.

Recommended Dilutions:

WB: 1:2,000

ICC: 1:50-1:200

IHC: 1:200

Storage Buffer: 1*TBS (pH7.4), 0.5%BSA, 40%Glycerol.

Preservative: 0.05% Sodium Azide.

Storage Instruction: Store at +4°C after thawing. Aliquot store at -20°C or -80°C. Avoid repeated freeze / thaw cycles.

Purity: Immunogen affinity purified




Fig1: Western blot analysis on human brain lysates using anti-GFAP rabbit polyclonal antibodies.

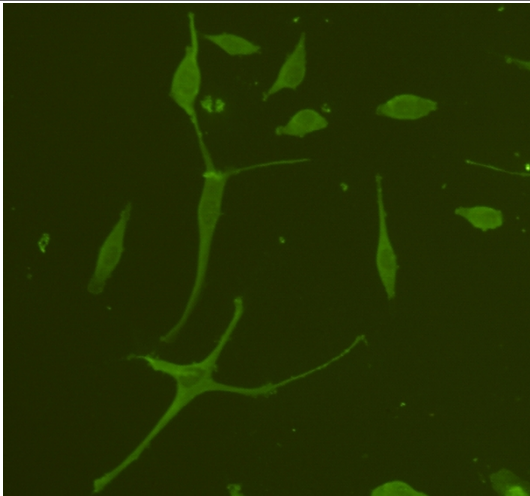


Fig2: Immunofluorescent staining of A172 cells using anti- GFAP rabbit polyclonal antibody.

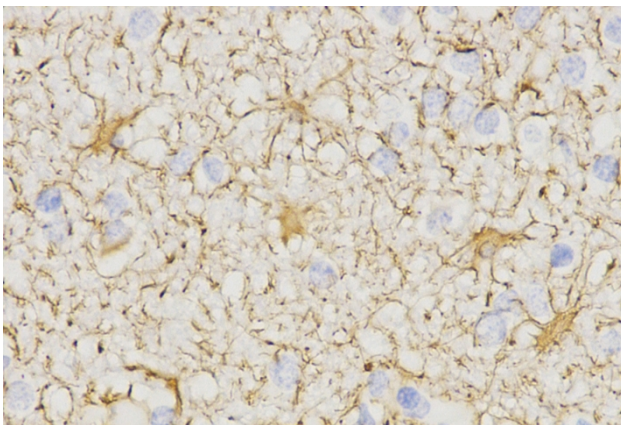


Fig3: Immunohistochemical analysis of paraffin-embedded human brain tissue using anti- GFAP rabbit polyclonal antibody.

Background References:

1. "A new splice variant of glial fibrillary acidic protein GFAPepsilon, interacts with the presenilin proteins." Nielsen A.L., Holm I.E., Johansen M., Bonven B., Jorgensen P., Jorgensen A.L. J. Biol. Chem. 277:29983-29991(2002)
2. "Mutations in GFAP, encoding glial fibrillary acidic protein, are associated with Alexander disease." Brenner M., Johnson A.B., Boespflug-Tanguy O., Rodriguez D., Goldman J.E., Messing A. Nat. Genet. 27:117-120(2001)